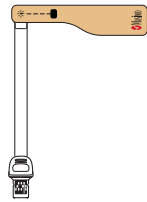
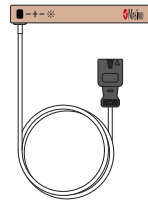
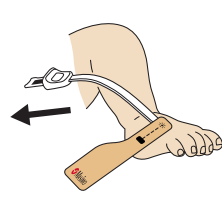
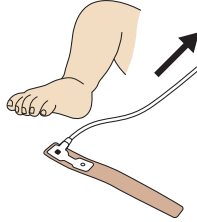
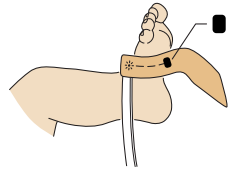
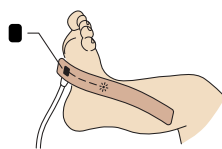
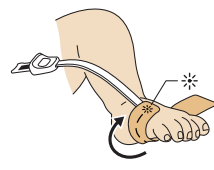
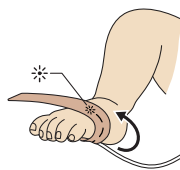
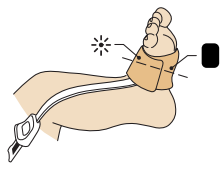
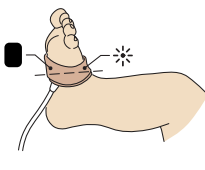
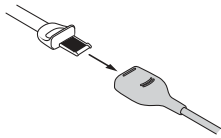
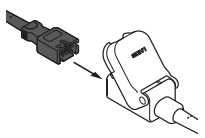


Comparison of RD SET® and LNCS® on Neonates

Sensor Style: Wrap-around
 Patient Population: Neonatal
 Application Site: Foot

	RD SET® Neo	LNCS® Neo
T ake sensor first		
A im towards heart		
B lock the box		
S tar to the sky		
U nite the light		
P lug it in last		

Note: The placement of the star* and box■ can be switched when applying to the opposite foot.